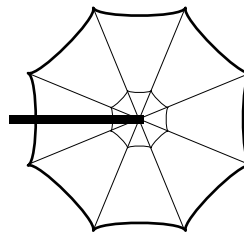
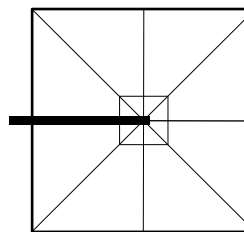


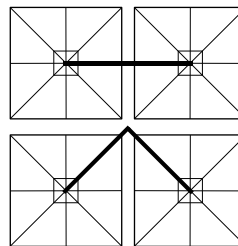
OMBRELLONE MAXI CON PALO LATERALE



Ø 300 cm
 Ø 350 cm
 Ø 400 cm
 Ø 500 cm



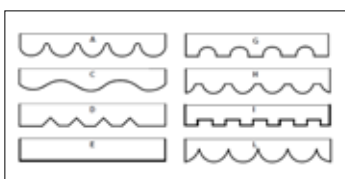
300 x 300 cm
 350 x 350 cm
 400 x 400 cm
 500 x 500 cm



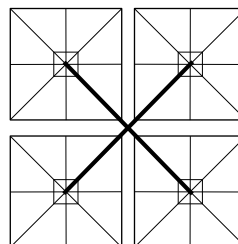
Versione a due braccia.

300 x 600 cm
 300 x 800 cm
 400 x 600 cm
 350 x 700 cm
 400 x 800 cm
 500 x 1000 cm

OPTIONAL OMBRELLONE



Mantovana personalizzata



Versione a quattro braccia.

500 x 500 cm
 600 x 600 cm
 400 x 600 cm
 600 x 800 cm

BASI OMBRELLONE



Base con tubo per innesto

Base per maxi ombrelloni

Piastra per fissaggio al pavimento