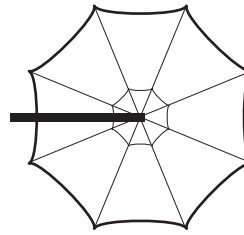
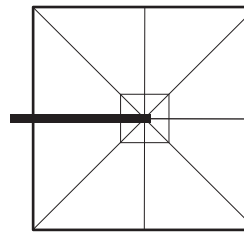


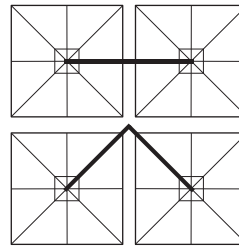
MAXI BEACH UMBRELLA WITH LATERAL POLE



Ø 300 cm
 Ø 350 cm
 Ø 400 cm
 Ø 500 cm



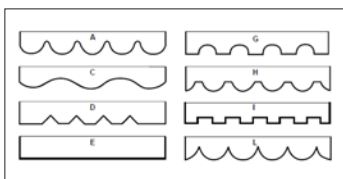
300 x 300 cm
 350 x 350 cm
 400 x 400 cm
 500 x 500 cm



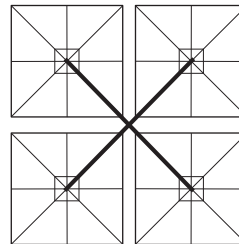
Two-arm version.

300 x 600 cm
 300 x 800 cm
 400 x 600 cm
 350 x 700 cm
 400 x 800 cm
 500 x 1000 cm

OPTIONAL FOR BEACH UMBRELLA



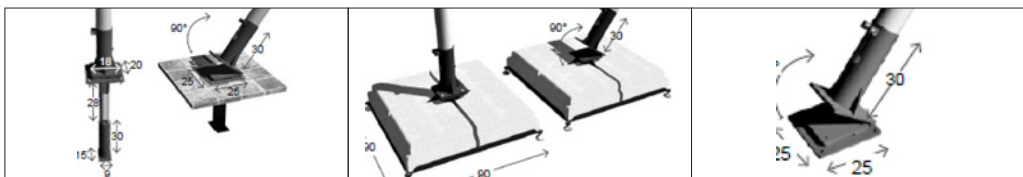
Customised valance



Four-arm version.

500 x 500 cm
 600 x 600 cm
 400 x 600 cm
 600 x 800 cm

BEACH UMBRELLA BASE



Base with tube for insertion

Base for maxi beach umbrellas

Plate for fixing to floor